

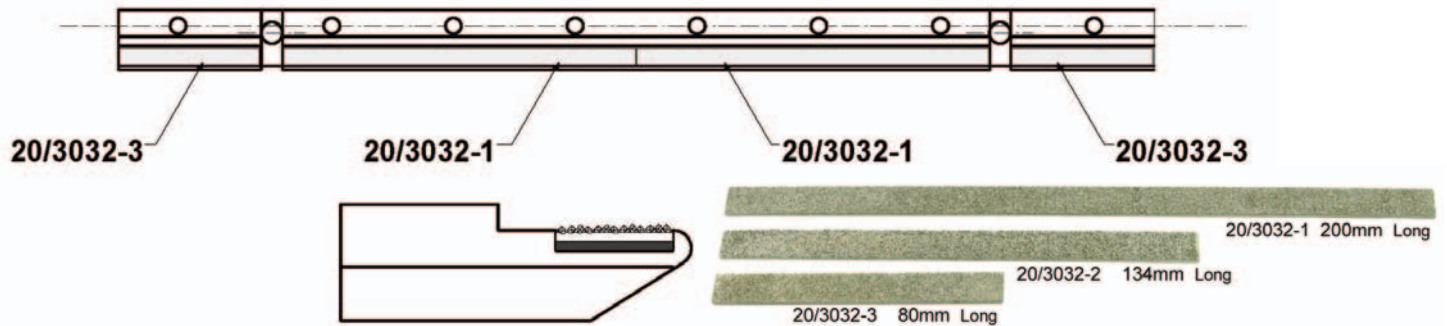
GT Specialties

**Diamond Coated Grippers For A Longer
Gripping Life
And Improve Color Registration.**

2901-A Edith Blvd. NE, Albuquerque, NM. USA 87107
505-343-0600 e-mail: sales@gt-specialties.com

RECONDITION Heidelberg MO and GTO 52 plate clamp bars. Remove the old gripping surface and then bond a coarse industrial diamond coated strip to the bar. The average working day to do this reconditioning takes 2 to 3 working days or you can do it yourself. To service you more efficient please call 505-343-0600 to make an appointed scheduled time.

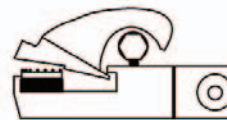

Heidelberg MO Plate Clamp



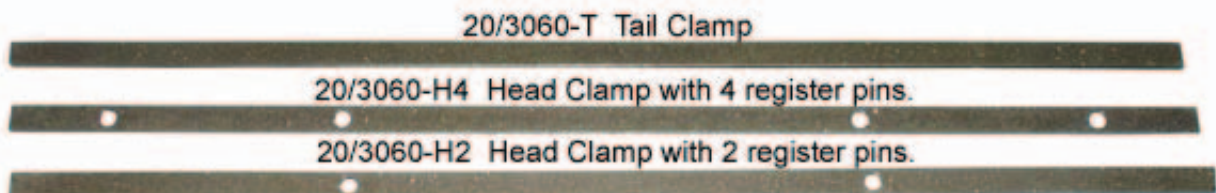
Application instructions

Pre-fit the diamond coated steel strips for correct alignment before applying the epoxy. Both surfaces must be clean, dry and free of oil or other release agents foreign to the surface itself. Apply epoxy (like JB Weld) to the plate clamp bar and place each diamond coated strip in it place. Clamp the strip by placing a straight steel bar on top of the diamond coated strips and then with a few C-clamps, clamps bar and strips just enough to hold the diamond coated strips straight and flat the plate clamp.

GTO 52 Plate Clamp



GTO 52
20/3060-T Tail Clamp no holes
20/3060-H2 Head Clamp with two holes
20/3060-H4 Head Clamp with four holes
Plate clamp strip size
Wide .480"
Long 20.150"
Thickness .125



GTO 52